

**Korompay Zsolt**

# **ROCK-, BLUES- és FUNKritmusok 5.**

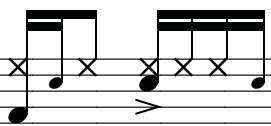
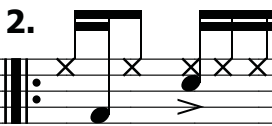

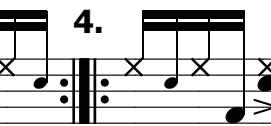
**RÉSZLET A DOBKOTTÁBÓL**

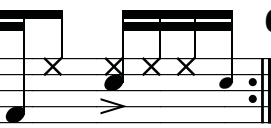


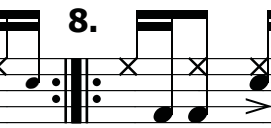
**WWW.PRODRUM.HU**

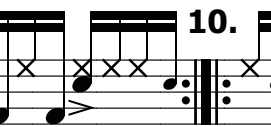

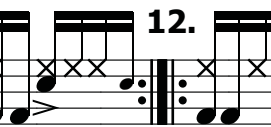
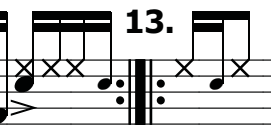
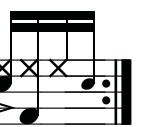
## TARTALOM

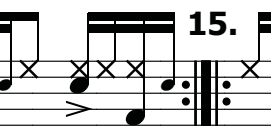
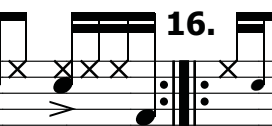
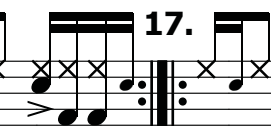

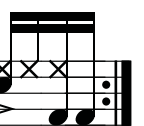
|   |     |
|---|-----|
| Előszó .....  | 5   |
| Kísérek lábcintányér-variációkkal és díszítőhangokkal 1. .... | 6   |
| Kísérek lábcintányér-variációkkal és díszítőhangokkal 2. .... | 28  |
| Kísérek lábcintányér-variációkkal és díszítőhangokkal 3. .... | 50  |
| Kísérek lábcintányér-variációkkal és díszítőhangokkal 4. .... | 79  |
| Kísérek kettősütésekkel és pergetésekkel .....                | 107 |
| Fillek tizenhatodokkal és harminckettekekkel .....            | 121 |
| Shuffle-kísérek kettősütésekkel és pergetésekkel .....        | 146 |
| Fillek triolákkal és szextolákkal .....                       | 151 |

## GYAKORLATOK LÁBDOB-VARIÁCIÓKKAL 1.

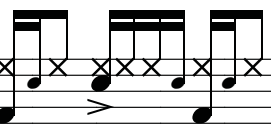
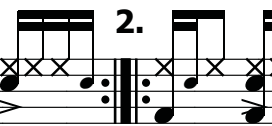

1.  2.  3.  4. 


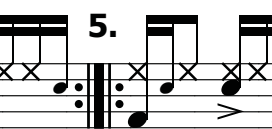
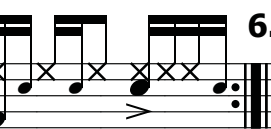
5.  6.  7.  8. 

9.  10.  11.  12.  13. 



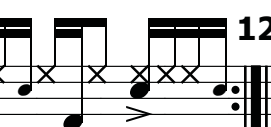
14.  15.  16.  17.  18. 




## KÍSÉRETEK LÁBDOB-VARIÁCIÓKKAL 1.

1.  2.  3. 

4.  5.  6. 

7.  8.  9. 

10.  11.  12. 

13.  14.  15. 

## GYAKORLATOK LÁBDOB-VARIÁCIÓKKAL 1.

1. 2. 3. 4.

5. 6. 7. 8.

9. 10. 11. 12. 13.

14. 15. 16. 17. 18.

## KÍSÉRETEK LÁBDOB-VARIÁCIÓKKAL 1.

1. 2. 3.

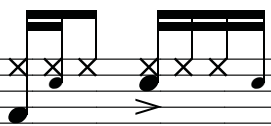
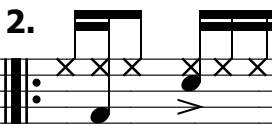

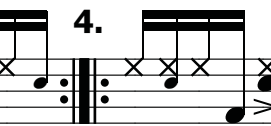
4. 5. 6.

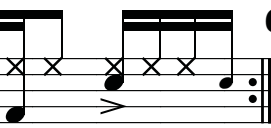


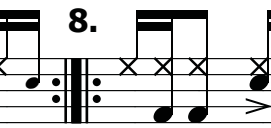
7. 8. 9.

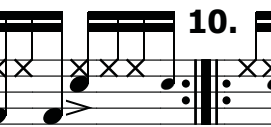

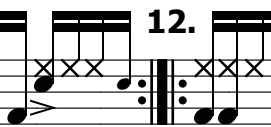
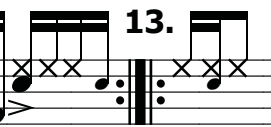
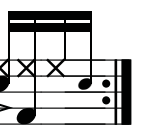
10. 11. 12.


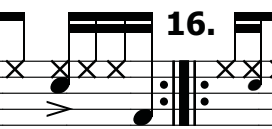
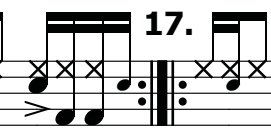
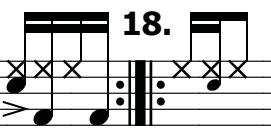
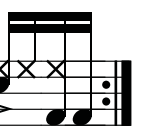
13. 14. 15.

## GYAKORLATOK LÁBDOB-VARIÁCIÓKKAL 1.

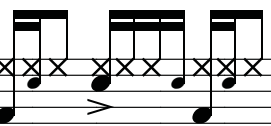
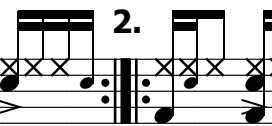

1.  2.  3.  4. 


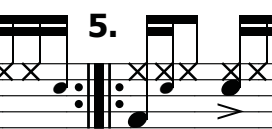
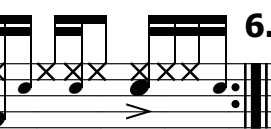
5.  6.  7.  8. 


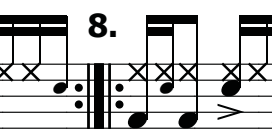
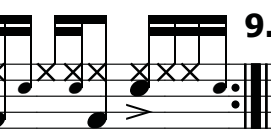
9.  10.  11.  12.  13. 


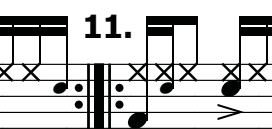
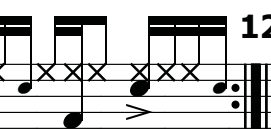
14.  15.  16.  17.  18. 


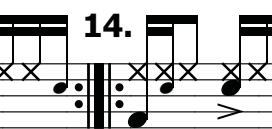
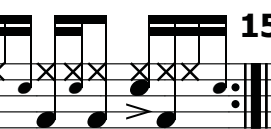
## KÍSÉRETEK LÁBDOB-VARIÁCIÓKKAL 1.

1.  2.  3. 

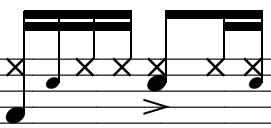
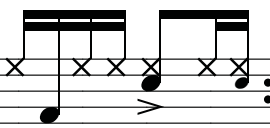
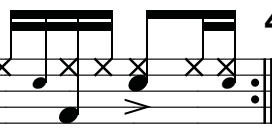

4.  5.  6. 

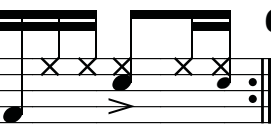
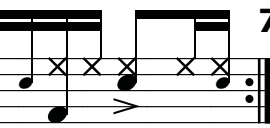

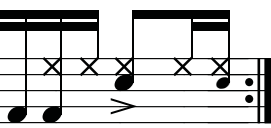
7.  8.  9. 

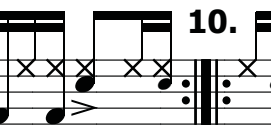
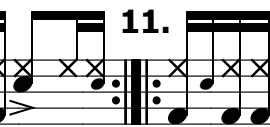
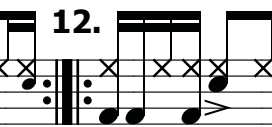

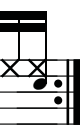
10.  11.  12. 

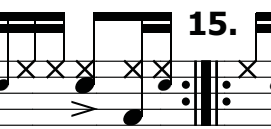
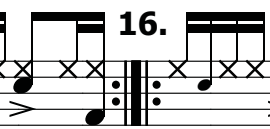
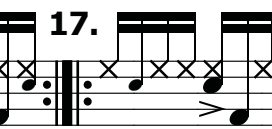
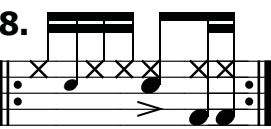
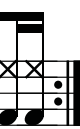
13.  14.  15. 

## GYAKORLATOK LÁBDOB-VARIÁCIÓKKAL 1.

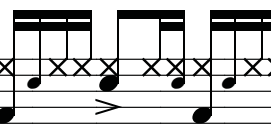
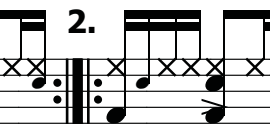
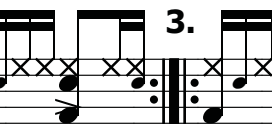
1.  2.  3.  4. 


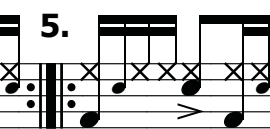
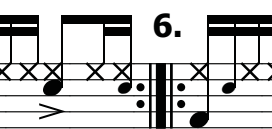
5.  6.  7.  8. 

9.  10.  11.  12.  13. 


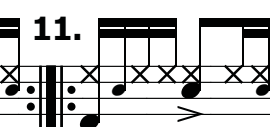
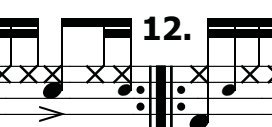
14.  15.  16.  17.  18. 


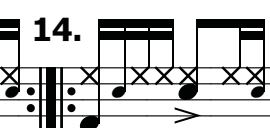

## KÍSÉRETEK LÁBDOB-VARIÁCIÓKKAL 1.

1.  2.  3. 

4.  5.  6. 

7.  8.  9. 

10.  11.  12. 

13.  14.  15. 

# GYAKORLATOK KETTŐSÜTÉSEKKEL ÉS PERGETÉSSSEL

1. 2. 3. 4. 5. 6.

A single staff of music in 2/4 time, divided into six measures. Each measure contains a rhythmic pattern of eighth and sixteenth notes, often with triplets. Some notes are marked with an 'x' to indicate a specific articulation or finger placement. The patterns are: 1. quarter, eighth, eighth, quarter; 2. quarter, eighth, eighth, quarter with a triplet of eighth notes; 3. quarter, eighth, eighth, quarter; 4. quarter, eighth, eighth, quarter; 5. quarter, eighth, eighth, quarter with a triplet of eighth notes; 6. quarter, eighth, eighth, quarter.

## KÍSÉRETEK DÍSZÍTÉSE KETTŐSÜTÉSEKKEL ÉS PERGETÉSSSEL 1.

Alkalmazzuk az alábbi kísérekben a fenti variációkat!

1. 2. 3.

A single staff of music in 4/4 time, divided into three measures. Each measure contains a rhythmic pattern of eighth and sixteenth notes, often with triplets. Some notes are marked with an 'x'. The patterns are: 1. quarter, eighth, eighth, quarter, quarter; 2. quarter, eighth, eighth, quarter, quarter; 3. quarter, eighth, eighth, quarter, quarter with a triplet of eighth notes.

4. 5. 6.

A single staff of music in 4/4 time, divided into three measures. Each measure contains a rhythmic pattern of eighth and sixteenth notes, often with triplets. Some notes are marked with an 'x'. The patterns are: 4. quarter, eighth, eighth, quarter, quarter; 5. quarter, eighth, eighth, quarter, quarter; 6. quarter, eighth, eighth, quarter, quarter with a triplet of eighth notes.

7. 8. 9.

A single staff of music in 4/4 time, divided into three measures. Each measure contains a rhythmic pattern of eighth and sixteenth notes, often with triplets. Some notes are marked with an 'x'. The patterns are: 7. quarter, eighth, eighth, quarter, quarter; 8. quarter, eighth, eighth, quarter, quarter; 9. quarter, eighth, eighth, quarter, quarter with a triplet of eighth notes.

10. 11. 12.

A single staff of music in 4/4 time, divided into three measures. Each measure contains a rhythmic pattern of eighth and sixteenth notes, often with triplets. Some notes are marked with an 'x'. The patterns are: 10. quarter, eighth, eighth, quarter, quarter; 11. quarter, eighth, eighth, quarter, quarter; 12. quarter, eighth, eighth, quarter, quarter with a triplet of eighth notes.

13. 14. 15.

A single staff of music in 4/4 time, divided into three measures. Each measure contains a rhythmic pattern of eighth and sixteenth notes, often with triplets. Some notes are marked with an 'x'. The patterns are: 13. quarter, eighth, eighth, quarter, quarter; 14. quarter, eighth, eighth, quarter, quarter; 15. quarter, eighth, eighth, quarter, quarter with a triplet of eighth notes.

16. 17. 18.

A single staff of music in 4/4 time, divided into three measures. Each measure contains a rhythmic pattern of eighth and sixteenth notes, often with triplets. Some notes are marked with an 'x'. The patterns are: 16. quarter, eighth, eighth, quarter, quarter; 17. quarter, eighth, eighth, quarter, quarter; 18. quarter, eighth, eighth, quarter, quarter with a triplet of eighth notes.

19. 20. 21.

A single staff of music in 4/4 time, divided into three measures. Each measure contains a rhythmic pattern of eighth and sixteenth notes, often with triplets. Some notes are marked with an 'x'. The patterns are: 19. quarter, eighth, eighth, quarter, quarter; 20. quarter, eighth, eighth, quarter, quarter; 21. quarter, eighth, eighth, quarter, quarter with a triplet of eighth notes.






22. 23. 24.






A single staff of music in 4/4 time, divided into three measures. Each measure contains a rhythmic pattern of eighth and sixteenth notes, often with triplets. Some notes are marked with an 'x'. The patterns are: 22. quarter, eighth, eighth, quarter, quarter; 23. quarter, eighth, eighth, quarter, quarter; 24. quarter, eighth, eighth, quarter, quarter with a triplet of eighth notes.






25. 26. 27.





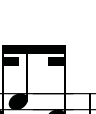
A single staff of music in 4/4 time, divided into three measures. Each measure contains a rhythmic pattern of eighth and sixteenth notes, often with triplets. Some notes are marked with an 'x'. The patterns are: 25. quarter, eighth, eighth, quarter, quarter; 26. quarter, eighth, eighth, quarter, quarter; 27. quarter, eighth, eighth, quarter, quarter with a triplet of eighth notes.


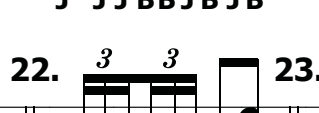


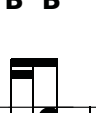
# FILLEK KETTES ELŐKÉVEL ÉS PERGETÉSEKKEL

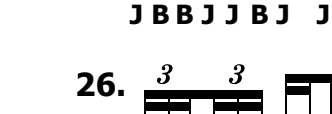
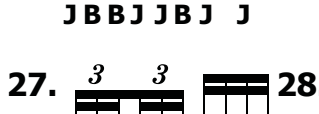
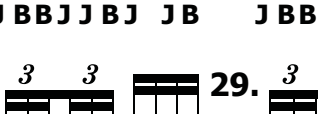
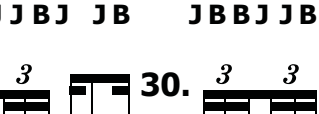

1.  2.  3.  4.  5.   
 B B J J    B B J J    B B J J B    B B J J B    B B J B J

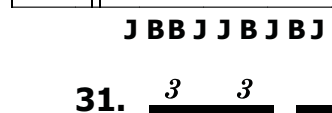

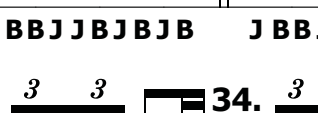
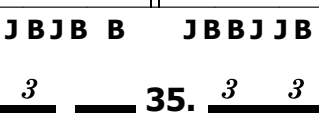

6.  7.  8.  9.  10.   
 B B J B J    B B J B J B    B B J B J B    B B J B B    B B J B B

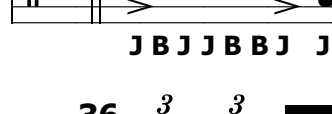
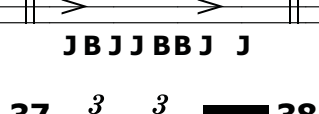



11.  12.  13.  14.  15.   
 J J J B B J J    J J J B B J J    J J J B B J J B    J J J B B J J B    J J J B B J B J





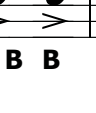
16.  17.  18.  19.  20.   
 J J J B B J B J    J J J B B J B J    J J J B B J B J    J J J B B J B B    J J J B B J B B






21.  22.  23.  24.  25.   
 J B B J J B J J    J B B J J B J J    J B B J J B J B    J B B J J B J B    J B B J J B J B

26.  27.  28.  29.  30.   
 J B B J J B J B    J B B J J B J B    J B B J J B J B    J B B J J B J B    J B B J J B J B

31.  32.  33.  34.  35.   
 J B J J B B J J    J B J J B B J J    J B J J B B J B    J B J J B B J B    J B J J B B J B

36.  37.  38.  39.  40.   
 J B J J B B J B    J B J J B B J B    J B J J B B J B    J B J J B B J B    J B J J B B J B

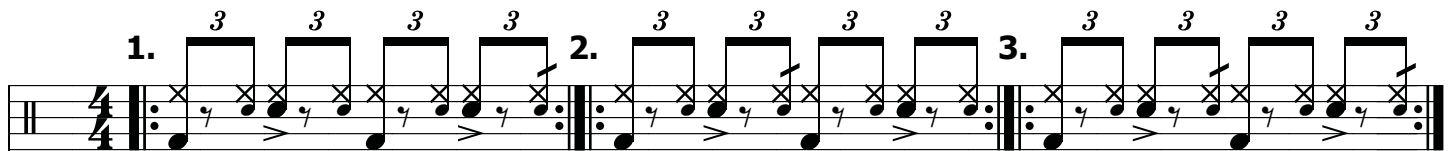
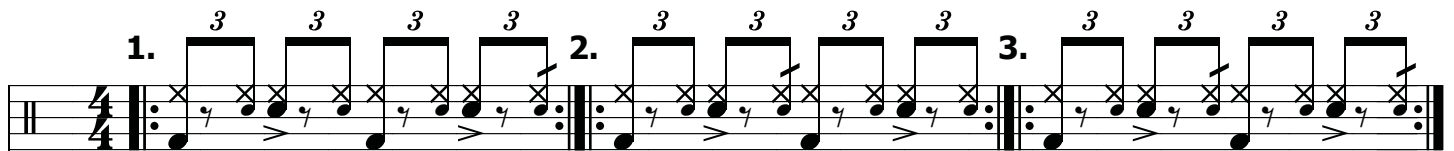
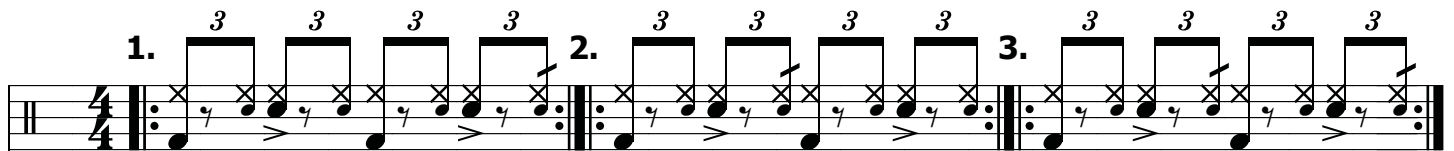
41.  42.  43.  44.  45.   
 J B B J J B B J J    J B B J J B B J J    J B B J J B B J B    J B B J J B B J B    J B B J J B B J B

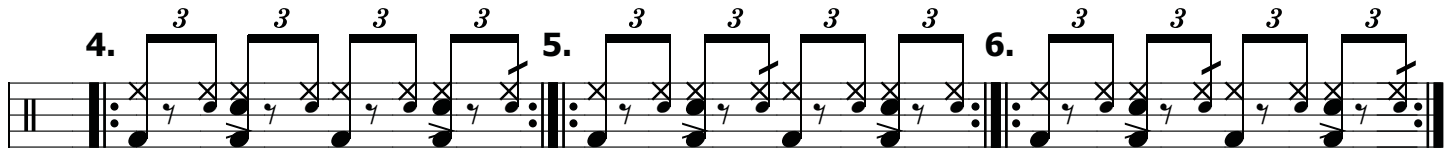
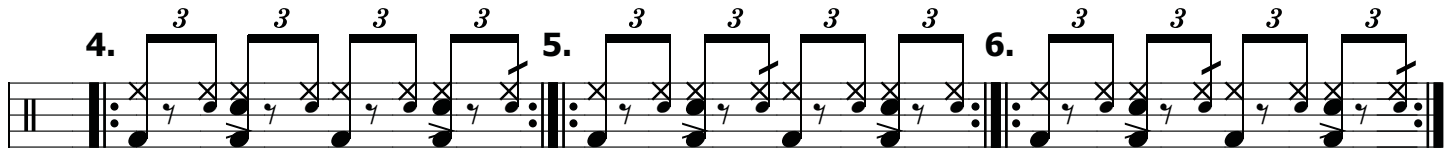
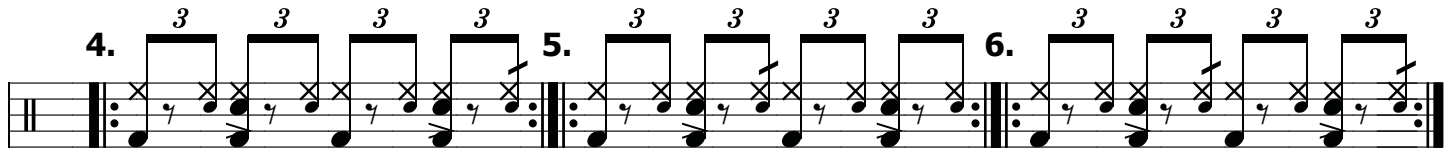
46.  47.  48.  49.  50.   
 J B B J J B B J B    J B B J J B B J B    J B B J J B B J B    J B B J J B B J B    J B B J J B B J B

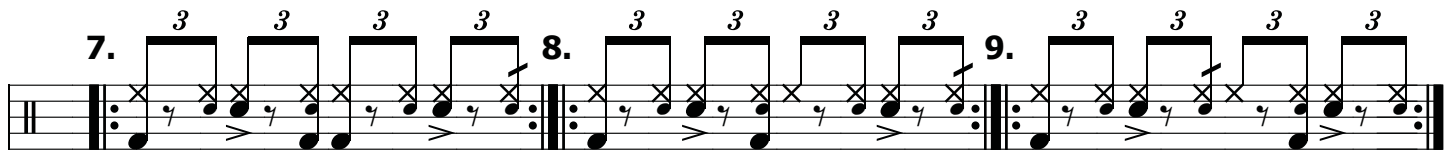
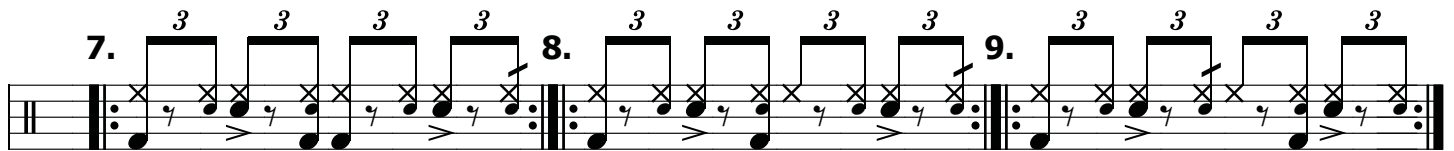
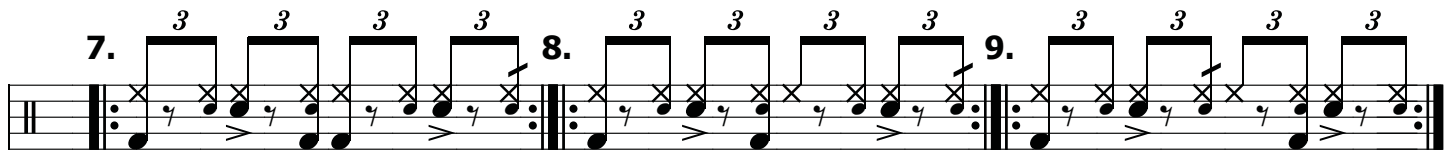





## "CHICAGO-SHUFFLE" KETTŐSÜTÉSEKKEL ÉS PERGETÉSSSEL



Ha jobb kezünkkel a kíséretánnyéron játszunk, akkor szólaltassuk meg a lábcintányért a bal lábunkkal a második és a negyedik, vagy pedig az összes negyedén!




1.  2.  3. 

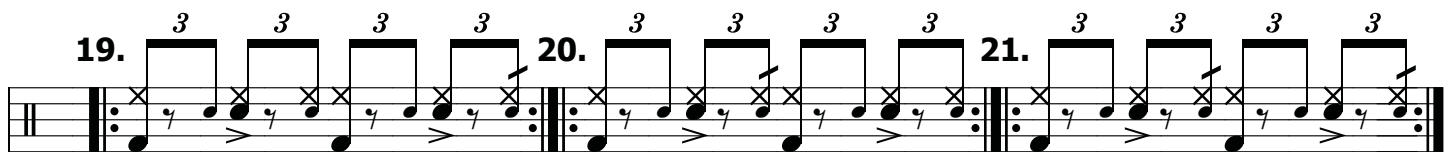
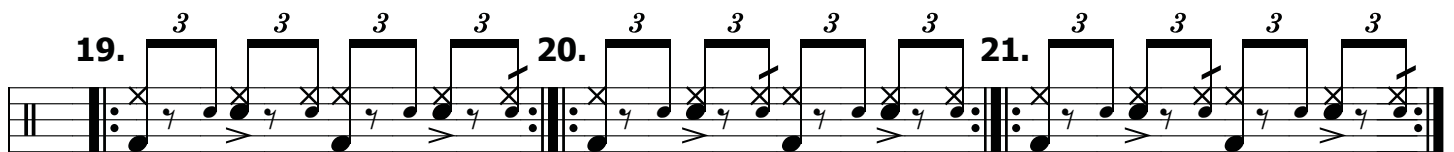
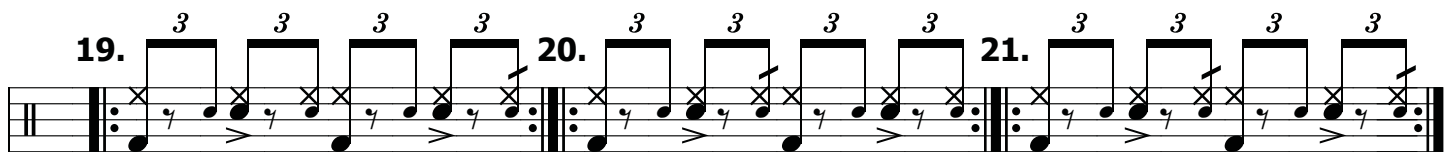
4.  5.  6. 




7.  8.  9. 

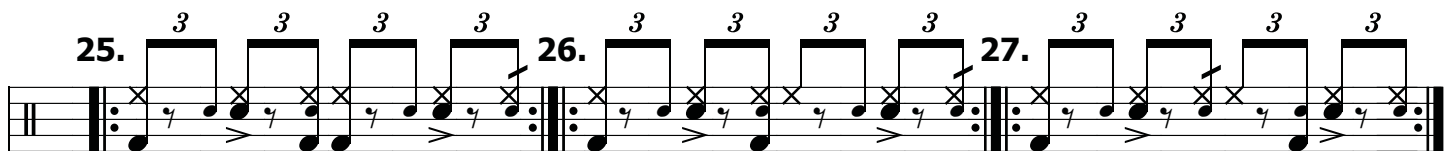
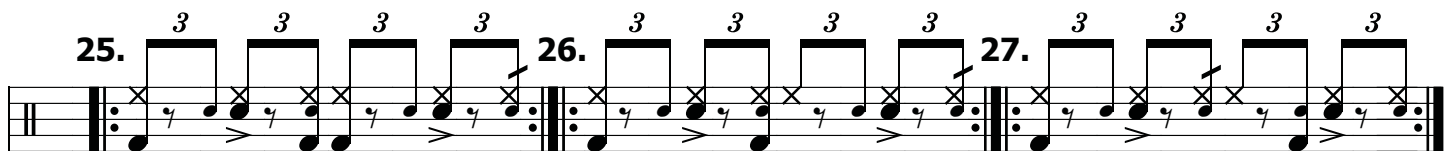
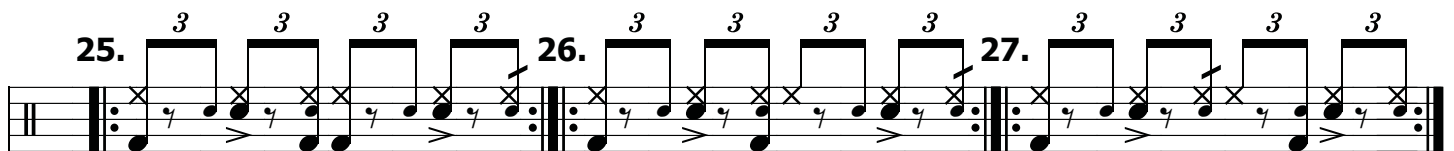
10.  11.  12. 

13.  14.  15. 






16.  17.  18. 

19.  20.  21. 



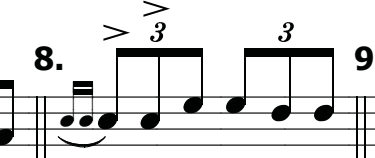
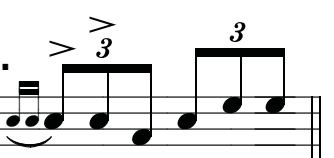
22.  23.  24. 

25.  26.  27. 





## FILLEK KETTES ELŐKÉVEL

1.  2.  3.  4.  5. 

BBJ B BBJ B JJB J B JJB J B JJB J B

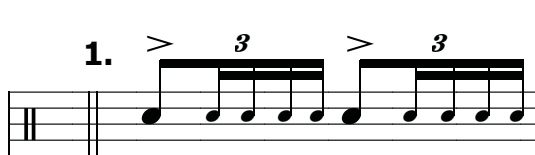
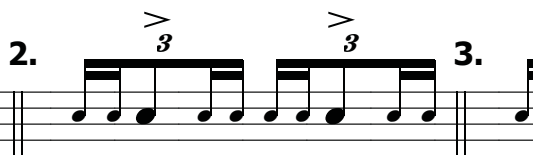
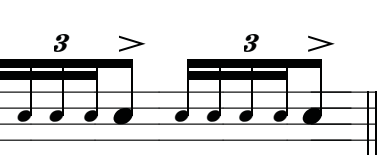
6.  7.  8.  9. 

BBJ B J B BBJ B J B BBJ B J B J B BBJ B J B J B




10.  11.  12.  13. 

BBJ J B J B BBJ J B J B BBJ B J B B BBJ B J B B

## GYAKORLATOK HANGSÚLYOZÁSSAL ÉS KETTŐSÜTÉSEKKEL

1.  2.  3. 

J B B J J B J J B B J J B J J B B J B B J J B B J B B J J B

4.  5.  6. 

J B J J B J B B J B B J B J J B J J B J B B J B

## FILLEK HANGSÚLYOZÁSSAL ÉS KETTŐSÜTÉSEKKEL 1.

1.  2.  3.  4. 

J B B J J B J B J B J B J J B B J B B J B J B J B J B J J B

5.  6.  7.  8. 

J J B B J B J B J B J B B J J B J B B J J B J J B J B B J B J J B B

9.  10.  11.  12. 

J B B J B B J J B J J B B J B J J B J B J J B J J B J B B J B B J B